
POWER AMPLIFIER

A 732



FEATURES

- 60 V.A. power output capability
- Wide power frequency range
- D.C. coupled
- Air cooled

APPLICATIONS

To drive the 20 Newton vibration exciter type EX 24 for constant force, single or multiple exciter modal analysis.

A half power selector switch allows to decrease the output current, to drive the EX 6 exciter (3, 4 or 6 Newton) or the EX 12 exciter (10 Newton).

General purpose power amplifier for constant current into unmatched load applications.

The power amplifier type A 732 has been particularly designed to drive electrodynamic vibration exciters. The main characteristics are the high output impedance (current source) and the output current proportional to and in phase with the input voltage. These features make the A 732 amplifier especially suitable for constant force mechanical impedance measurements.


The air cooling is rated for long time operation at full output power and for full output current into unmatched loads. The A 732 uses modern semi-conductor, transistors and I.Cs technology to provide reliable operation over a wide temperature range.

SPECIFICATIONS

ELECTRICAL		
Input impedance	10 k. Ohm	
Input voltage	± 5 V	
Transconductance	0.8 A/V - (0.4 A/V) ¹	
Continuous RMS output power (matched load)	60 Watt - (30 W) ¹	
Output current max. peak amplitude	± 4 Amp (± 2 Amp) ¹	
Output voltage max. peak amplitude	± 30 Volt	
DC output offset adjustment range	± 0.3 Amp	
Full power frequency range (resistive load)	from 1 Hz to 15 kHz	
Half power frequency range (resistive load)	from DC to 20 kHz	
Max. distortion, from 10 Hz to 10 kHz	typically < 0.5%	
Hum and noise below full output current	at least 70 dB	
Output current-input voltage phase shift	from DC to 5 kHz: ± 1° from 5 kHz to 15 kHz: ± 5°	
Output impedance (current source)	at least 10,000 Ohm	
Min-load resistance	1 Ohm	
Max-load impedance	7.5 Ohm - (15 Ohm) ¹	
Power supply requirements	A.C. single phase 50/60 Hz - 220 V ± 10% - approx. 90 VA at full output	
ENVIRONMENTAL		
Air temperature	<u>Operating</u> from 0° C to + 40°C	<u>Non operating</u> from - 20° C to + 85° C
Altitude	up to 1500 m	up to 4500 m
Max. relative humidity	90 % without condensation	
GENERAL		
Air cooling	1 fan. air out of rear side Max. dissipation: 80 W	
Size (overall)	3 U x 21 TE drawer; 128 mm high; 271 mm deep; 106 mm wide	
Weight	Approximately 4 kg	

¹ (half power selector switch on)





FEATURES

- 120 V.A. power output capability
- Wide power frequency range
- D.C. coupled
- Air cooled

APPLICATIONS

To drive the 50 Newton vibration exciter type EX 58 for constant force, single or multiple exciter modal analysis.

A half power selector switch allows to decrease the output current, to drive the EX 24 exciter (20 Newton).

General purpose power amplifier for constant current into unmatched load applications.

The power amplifier type A 735 has been particularly designed to drive electrodynamic vibration exciters. The main characteristics are the high output impedance (current source) and the output current proportional to and in phase with the input voltage. These features make the A 735 amplifier especially suitable for constant force mechanical impedance measurements.

The air cooling is rated for long time operation at full output power and for full output current into unmatched loads. The A 735 uses modern semi-conductor, transistors and I.Cs technology to provide reliable operation over a wide temperature range.

SPECIFICATIONS

ELECTRICAL		
Input impedance	10 k. Ohm	
Input voltage	± 5 V	
Transconductance	1.6 A/V - (0,8 A/V) ¹	
Continuous RMS output power (matched load)	120 W - (60 W) ¹	
Output current max. peak amplitude	± 8 Amps (± 4 Amps) ¹	
Output voltage max. peak amplitude	± 30 V	
DC output offset adjustment range	± 0.6 Amp	
Full power frequency range (resistive load)	From 1 Hz to 15 kHz	
Half power frequency range (resistive load)	From DC to 20 kHz	
Max. distortion, from 10 Hz to 10 kHz	Typically < 0.5 %	
Hum and noise below full output current	at least 70 dB	
Output current-input voltage phase shift	from DC to 5 kHz : $\pm 1^\circ$ from 5 kHz to 15 kHz : $\pm 5^\circ$	
Output impedance (current source)	at least 10,000 Ohm	
Min-load resistance	2 Ohm	
Max-load impedance	3.7 Ohm - (7.5 Ohm) ¹	
Power supply requirements	A.C. single phase 50/60 Hz 220 V ± 10 % Approx. 180 VA at full output	
ENVIRONMENTAL		
Air temperature	<u>Operating</u> from 0° C to + 40°C	<u>Non operating</u> from - 20° C to + 85° C
Altitude	up to 1500 m	up to 4500 m
Max. relative humidity	90 % without condensation	
GENERAL		
Air cooling	1 fan. air out of rear side Max. dissipation: 160 W	
Size (overall)	3 U x 42 TE drawer 128 mm high; 271 mm deep - 212 mm wide	
Weight	Approx. 6 kg	

¹ (half power selector switch on)

Enclos d'Esquerre - 31380 VILLARIES - FRANCE
Phone: (+ 33) 5 61 84 36 98 - Fax: (+ 33) 5 61 84 17 91
E-mail: prodera@prodera.com - <http://www.prodera.com>



PRODERA

The manufacturer reserves the right to change technical or mechanical specifications of its products at any time.

POWER AMPLIFIERS A 648 / A 648S



FEATURES

- 400 V.A. power output capability
- Wide power frequency range
- D.C. coupled
- Air cooled
- Output peak current, peak voltage and exciter position analogue display (for the A 648S)
- Built-in electronic protection against mains over voltage, power stages or load temperature, load mismatch, exciter over travel

APPLICATIONS

To drive the 200 Newton vibration exciter type EX 220 for constant force, single or multiple exciter modal analysis.

General purpose power amplifier for constant current into unmatched load applications.

The power amplifier type A 648 has been particularly designed to drive electrodynamic vibration exciters. The main characteristics are the high output impedance (current source) and the output current proportional to and in phase with the input voltage. These features make the A 648 amplifier especially suitable for constant force mechanical impedance measurements.

The air cooling is rated for long time operation at full output power and for full output current into unmatched loads. The A 648 uses modern semi-conductor, transistors and I.C.s technology to provide reliable operation over a wide temperature range.

SPECIFICATIONS

ELECTRICAL		
Input impedance	110 k. Ohm \pm 10 %	
Input voltage	\pm 5 V	
Transconductance	4 A/V	
Continuous RMS output power (matched load)	400 W	
Output current max. peak amplitude	\pm 20 Amps	
Output voltage max. peak amplitude	\pm 40 V	
DC output offset adjustment range	\pm 2 Amps	
Full power frequency range (resistive load)	From 1 Hz to 10 kHz	
Half power frequency range (resistive load)	From DC to 15 kHz	
Max. distortion, from 10 Hz to 10 kHz	Typically < 0.5%	
Hum and noise below full output current	at least 70 dB	
Output current-input voltage phase shift	from DC to 2 kHz: \pm 1° from 2 kHz to 10 kHz: \pm 5°	
Output impedance (current source)	at least 1 000 Ohm	
Min-load resistance	0.45 Ohm	
Max-load impedance	2 Ohm	
Power supply requirements	A.C. three phase 50/60 Hz; 220/380 V \pm 10 % Approx. 800 VA at full output	
ENVIRONMENTAL		
	<u>Operating:</u>	<u>Non operating:</u>
Air temperature	from 0° C to + 40°C	from - 20° C to + 85° C
Altitude	up to 1500 m	up to 4500 m
Max. relative humidity	90% without condensation	
GENERAL		
Air cooling	1 fan. air out of rear side Max. dissipation 600 Watts;	
Size (overall)	19 inches panel rack 4 U 177 mm high; 570 mm deep	
Weight	Approx. 24 kg	

Enclos d'Esquerre - 31380 VILLARIES - FRANCE
 Phone: (+ 33) 5 61 84 36 98 - Fax: (+ 33) 5 61 84 17 91
 E-mail: prodera@prodera.com - <http://www.prodera.com>




PRODERA

The manufacturer reserves the right to change technical or mechanical specifications of its products at any time.

AMPLIFIER

A649 HV



MAIN FEATURES

- Up to 1,600 V.A. power output capability
- Wide power frequency range
- D.C. coupled
- Air cooled
- Output peak current, peak voltage and exciter position analog display
- Built-in electronic protection against mains over voltage, power stages or load temperature, load mismatch, exciter over travel.

APPLICATIONS

To drive up to 550 Newton the PRODERA exciter type EX 520 C 50 for constant force, single or multiple exciter modal analysis.

General purpose power amplifier for constant current into unmatched load applications.

The power amplifier type A 649 HV has been particularly designed to drive electrodynamic vibrations exciters. The main characteristics are the high output impedance (current source) and the output current proportional to and in phase with the input voltage. These features make the A 649 HV amplifier especially suitable for constant force mechanical impedance measurements.


The air cooling is rated for long time operation at full output power and for full output current into unmatched loads. The A 649 HV uses modern semi-conductor, transistors and I.Cs technology to provide reliable operation over a wide temperature range.

SPECIFICATIONS

ELECTRICAL		
Input impedance	110 k. Ohms \pm 10 %	
Input voltage	\pm 5 V	
Continuous RMS output power (matched load)	1,150 Watt	
Output current maximum peak amplitude	\pm 20 Amps	
Output voltage maximum peak amplitude	\pm 80 Volt	
DC output offset adjustment range	\pm 2 Amp	
Power supply requirements	380 V (415 V as an option) \pm 10%, 50 Hz, three-phase, earth, neutral not distributed. Consumption of about 1.7 kVA at full power.	
ENVIRONMENTAL		
Air temperature	<u>Operating</u> From 0° C to + 40°C	<u>Non operating</u> From - 20° C to + 85° C
Altitude	Up to 1 500 m	Up to 4 500 m
Maximum relative humidity	90% without condensation	
GENERAL		
Air cooling	2 fans air out of rear side. Max. dissipation: 1,800 Watt	
Dimensions	19 inches panel rack 6U Height: 267 mm; Depth: 570 mm	
Weight	Approximately 46 kg	



POWER AMPLIFIER A 651/S1



FEATURES

- 1 000 V.A. power output capability
- Wide power frequency range
- D.C. coupled
- Air cooled
- Output peak current, peak voltage and exciter position analogue display
- Built-in electronic protection against mains over voltage, power stages or load temperature, load mismatch, exciter over travel

APPLICATIONS

To drive the 1 000 Newton vibration exciter type EX 1060 for constant force, single or multiple exciter modal analysis.

In conjunction with the A651/S2 power extension, to drive the 2 000 Newton vibration exciter type EX 2060 (modal analysis).

General purpose power amplifier for constant current into unmatched load applications.

The power amplifier type A 651/S1 has been particularly designed to drive electrodynamic vibration exciters. The main characteristics are the high output impedance (current source) and the output current proportional to and in phase accordance with the input voltage. These features make the A 651/S1 amplifier especially suitable for constant force mechanical impedance measurements.

The air cooling is rated for long time operation at full output power and for full output current into unmatched loads. The A 651/S1 uses modern semi-conductor, transistors and I.C.s technology to provide reliable operation over a wide temperature range.

SPECIFICATIONS

ELECTRICAL		
Input impedance	110 k. Ohm \pm 10 %	
Input voltage range	\pm 5 V	
Transconductance	12 A/V	
Continuous RMS output power (matched load)	1 200 W	
Output current max. peak amplitude	\pm 60 Amps	
Output voltage max. peak amplitude	\pm 40 V	
DC output offset adjustment range	\pm 6 Amps	
Full power frequency range (resistive load)	From 1 Hz to 8 kHz	
Half power frequency range (resistive load)	From DC to 10 kHz	
Max. distortion, from 10 Hz to 8 kHz	Typically 0.5%	
Hum and noise below full output current	At least 70 dB	
Output current-input voltage phase shift	From 0 to 1 kHz: \pm 1° From 1 kHz to 5 kHz: \pm 5°	
Output impedance (current source)	At least 300 Ohm	
Min-load resistance	0.15 Ohm	
Max-load impedance	0.67 Ohm	
Power supply requirements	A.C. triphase 50/60 Hz - 220/380 V \pm 10 % Approx. 2.2 kVA at full output	
Dimensions of the amplifier	19 inch panel rack 6U, height: 267 mm, depth: 570 mm	
Dimensions of the field supply ABC 107	19 inch panel rack 4U, height: 177 mm, depth: 570 mm	
Weight of the amplifier	Approximately 55 kg	
Weight of the field supply ABC 107	Approximately 18 kg	
ENVIRONMENTAL		
Air temperature	<u>Operating</u> from 0°C to + 40°C	<u>Non operating</u> from - 20°C to + 85°C
Altitude	up to 1500 m	up to 4500 m
Max. relative humidity	90 % without condensation	
GENERAL		
Air cooling	4 fans air out of rear side Max. dissipation: 1 800 W	
Total dimensions	19 inch panel rack 10 U, height: 444 mm, depth: 570 mm	
Total weight (A 651 S1 + ABC 107)	Approx. 73 kg	

Enclos d'Esquerre - 31380 VILLARIES - FRANCE
 Phone: (+ 33) 5 61 84 36 98 - Fax: (+ 33) 5 61 84 17 91
 E-mail: prodera@prodera.com - <http://www.prodera.com>



PRODERA

The manufacturer reserves the right to change technical or mechanical specifications of its products at any time.

POWER AMPLIFIER A 651/S2



FEATURES

- 2 400 V.A. power output capability
- Wide power frequency range
- D.C. coupled
- Air cooled
- Output peak current, peak voltage and exciter position analogue display
- Built-in electronic protection against mains over voltage, power stages or load temperature, load mismatch, exciter over travel

APPLICATIONS

To drive the 2 000 Newton vibration exciter type EX 2060 for constant force, single or multiple exciter modal analysis.

In conjunction with the A651/S2 power extension, to drive the 2 000 Newton vibration exciter type EX 2060 (modal analysis).

General purpose power amplifier for constant current into unmatched load applications.

The power amplifier type A 651/S2 has been particularly designed to drive electrodynamic vibration exciters. The main characteristics are the high output impedance (current source) and the output current proportional to and in phase accordance with the input voltage. These features make the A 651/S2 amplifier especially suitable for constant force mechanical impedance measurements.

The air cooling is rated for long time operation at full output power and for full output current into unmatched loads. The A 651/S2 uses modern semi-conductor, transistors and I.C.s technology to provide reliable operation over a wide temperature range.

SPECIFICATIONS

ELECTRICAL

Input impedance	110 k. Ohm \pm 10%
Input voltage range	\pm 5 V
Transconductance	12 A/V
Continuous RMS output power (matched load)	2 400 W
Output current max. peak amplitude	\pm 60 Amps
Output voltage max. peak amplitude	\pm 80 V
DC output offset adjustment range	\pm 6 Amps
Full power frequency range (resistive load)	From 1 Hz to 8 kHz
Half power frequency range (resistive load)	From DC to 10 kHz
Max. distortion, from 10 Hz to 8 kHz	Typically 0.5%
Hum and noise below full output current	At least 70 dB
Output current-input voltage phase shift	From DC to 1 kHz: \pm 1° From 1 kHz to 5 kHz: \pm 5°
Output impedance (current source)	At least 300 Ohm
Min-load resistance	0.30 Ohm
Max-load impedance	1.33 Ohm
Power supply requirements	A.C. triphase 50/60 Hz; 220/380 V \pm 10% Approx. 4.4 kVA at full output
Dimensions of the amplifier	19 inch panel rack 12 U, height: 533 mm, depth: 570 mm
Dimensions of the field supply ABC 107	19 inch panel rack 4U, height: 177 mm, depth: 570 mm
Weight of the amplifier	Approximately 110 kg (two times 55 kg)
Weight of the field supply ABC 107	Approximately 18 kg

ENVIRONMENTAL

	Operating	Non operating
Air temperature	from 0°C to + 40°C	from - 20°C to + 85°C
Altitude	up to 1500 m	up to 4500 m
Max. relative humidity	90 % without condensation	

GENERAL


Air cooling	7 fans air out of rear side Max. dissipation : 3 600 W
Total dimensions	19 inch panel rack 16 U, height: 710 mm, depth: 570 mm
Total weight (A 651 S2 + ABC 107)	Approx. 128 kg

Enclos d'Esquerre - 31380 VILLARIES - FRANCE
 Phone: (+ 33) 5 61 84 36 98 - Fax: (+ 33) 5 61 84 17 91
 E-mail: prodera@prodera.com - http://www.prodera.com



The manufacturer reserves the right to change technical or mechanical specifications of its products at any time.

POWER AMPLIFIER A 651/S2/S



FEATURES

- 2 400 V.A. power output capability
- Wide power frequency range
- D.C. coupled
- Air cooled
- Output peak current, peak voltage and exciter position analogue display
- Built-in electronic protection against mains over voltage, power stages or load temperature, load mismatch, exciter over travel

APPLICATIONS

To drive the 1 200 Newton vibration exciter type EX 1070 C50/S for constant force, single or multiple exciter modal analysis.

General purpose power amplifier for constant current into unmatched load applications.

The power amplifier type A 651/S2/S has been particularly designed to drive electrodynamic vibration exciters. The main characteristics are the high output impedance (current source) and the output current proportional to and in phase accordance with the input voltage. These features make the A 651/S2/S amplifier especially suitable for constant force mechanical impedance measurements.

The air cooling is rated for long time operation at full output power and for full output current into unmatched loads. The A 651/S2/S uses modern semi-conductor, transistors and I.Cs technology to provide reliable operation over a wide temperature range.

SPECIFICATIONS

ELECTRICAL

Input impedance	110 k. Ohm \pm 10%
Input voltage range	\pm 5 V
Transconductance	12 A/V
Continuous RMS output power (matched load)	2 400 W
Output current max. peak amplitude	\pm 60 Amps
Output voltage max. peak amplitude	\pm 80 V
DC output offset adjustment range	\pm 6 Amps
Full power frequency range (resistive load)	From 1 Hz to 8 kHz
Half power frequency range (resistive load)	From DC to 10 kHz
Max. distortion, from 10 Hz to 8 kHz	Typically 0.5%
Hum and noise below full output current	At least 70 dB
Output current-input voltage phase shift	From DC to 1 kHz: \pm 1° From 1 kHz to 5 kHz: \pm 5°
Output impedance (current source)	At least 300 Ohm
Min-load resistance	0.30 Ohm
Max-load impedance	1.33 Ohm
Power supply requirements	A.C. triphase 50/60 Hz; 220/380 V \pm 10% Approx. 4.4 kVA at full output
Dimensions of the amplifier	19 inch panel rack 12 U, height: 533 mm, depth: 570 mm
Weight of the amplifier	Approximately 110 kg (two times 55 kg)

ENVIRONMENTAL

	Operating	Non operating
Air temperature	from 0°C to + 40°C	from - 20°C to + 85°C
Altitude	up to 1500 m	up to 4500 m
Max. relative humidity	90 % without condensation	

GENERAL

Air cooling	7 fans air out of rear side Max. dissipation : 3 600 W
-------------	---

Enclos d'Esquerre - 31380 VILLARIES - FRANCE
 Phone: (+ 33) 5 61 84 36 98 - Fax: (+ 33) 5 61 84 17 91
 E-mail: prodera@prodera.com - <http://www.prodera.com>



The manufacturer reserves the right to change technical or mechanical specifications of its products at any time.



FEATURES

- 4 000 V.A. power output capability
- Wide power frequency range
- D.C. coupled
- Air cooled
- Output peak current, peak voltage and exciter position analogue display
- Built-in electronic protection against mains over voltage, power stages or load temperature, load mismatch, exciter over travel

APPLICATIONS

To drive the 5 000 Newton vibration exciter type EX 5080 for constant force, single or multiple exciter modal analysis.

General purpose power amplifier for constant current into unmatched load applications.

The power amplifier type A 709 has been particularly designed to drive electrodynamic vibration exciters. The main characteristics are the high output impedance (current source) and the output current proportional to and in phase accordance with the input voltage. These features make the A 709 amplifier especially suitable for constant force mechanical impedance measurements.

The air cooling is rated for long time operation at full output power and for full output current into unmatched loads. The A 709 uses modern semi-conductor, transistors and I.Cs technology to provide reliable operation over a wide temperature range.

SPECIFICATIONS

ELECTRICAL		
Input impedance	110 k. Ohm \pm 10%	
Input voltage range	\pm 5 V	
Transconductance	16 A/V	
Continuous RMS output power (matched load)	4 000 W	
Output current max. peak amplitude	\pm 80 Amps	
Output voltage max. peak amplitude	\pm 100 V	
DC output offset adjustment range	\pm 6 Amps	
Full power frequency range (resistive load)	From 1 Hz to 5 kHz	
Half power frequency range (resistive load)	From DC to 8 kHz	
Max. distortion, from 10 Hz to 5 kHz	0.5%	
Hum and noise below full output current	at least 66 dB	
Output current-input voltage phase shift	from DC to 500 Hz: \pm 1° from 500 Hz to 2 kHz: \pm 5°	
Output impedance (current source)	at least 250 Ohm	
Min-load resistance	0.28 Ohm	
Max-load impedance	1.1 Ohm	
Power supply requirements	A.C. three phase 50/60 Hz - 220/380 V \pm 10% - Approx. 7.6 kVA at full output	
ENVIRONMENTAL		
	<u>Operating</u>	<u>Non operating</u>
Air temperature	from 0° C to + 40° C	from - 20° C to + 85° C
Altitude	up to 1500 m	up to 4500 m
Max. relative humidity	90 % without condensation	
GENERAL		
Air cooling	One centrifuge blower air out of rear side Max. dissipation : 6 700 W	
Size (overall)	19 inches standard cabinet 597 mm width; 1 500 mm high; 728 mm deep	
Weight	Approx. 310 kg	

Enclos d'Esquerre - 31380 VILLARIES - FRANCE
 Phone: (+ 33) 5 61 84 36 98 - Fax: (+ 33) 5 61 84 17 91
 E-mail: prodera@prodera.com - <http://www.prodera.com>



PRODERA

The manufacturer reserves the right to change technical or mechanical specifications of its products at any time.

AMPLIFIER

JZ 102

A 735/Airborne



FEATURES

- Power output capability up to 120 V.A.
- Wide power frequency range
- D.C. coupled
- Air cooled

APPLICATIONS

To drive with a maximum peak current of 4/8 A the exciters for modal analysis applications with constant force, single or multiple excitation.

A power selector switch allows to select the power delivered by the JZ 102 A 735 Airborne amplifier and to adapt its output current, 4A peak or 1.06 A peak (standard: 4A peak or 8A peak).

General purpose power amplifier for constant current into unmatched load applications.

The power amplifier A 735 Airborne has been particularly designed to drive electrodynamic vibration exciters. The main characteristics are the high output impedance (current source) and the output current proportional to and in phase with the input voltage. These features make the A 735 Airborne amplifier especially suitable for mechanical impedance measurements, with constant force independent from the movement.

The air cooling is rated for long time operation at full output power and for full output current into unmatched loads. The A 735 Airborne uses modern semi-conductors, transistors and I.Cs technology to provide reliable operation over a wide temperature range.

SPECIFICATIONS

ELECTRICAL

Input impedance	10 k. Ohms \pm 10 %
Input voltage	\pm 5 Volts
Transconductance	1,6 A/V - (0,8 A/V) ¹
Continuous RMS output power (matched load)	120 W - (60 W) ¹ _
Output current max. peak amplitude	\pm 4 A (\pm 1.06 A) ¹ _
Output voltage max. peak amplitude	\pm 30 Vs
DC output offset adjustment range	\pm 0.6 A
Full power frequency range (resistive load)	From 1 Hz to 15 kHz
Half power frequency range (resistive load)	From DC to 20 kHz
Max. harmonic distortion (from 10 Hz to 10 kHz)	0,5 %
Hum and noise below full output current	At least 70 dB
Output current input voltage phase shift	From DC to 5 kHz : \pm 1° From 5 kHz to 15 kHz : \pm 5°
Output impédance (current source)	At least 10,000 Ohm
Min-load resistance	2 Ohm
Max-load impédance	3,7 Ohm - (7,5 Ohm) ¹
Power supply requirements	115 V – 400 Hz - \pm 10 % Consumption : approx. 180 V.A. at full output

ENVIRONMENTAL

Air temperature	<u>Operating</u> from 0°C to + 40°C	<u>Non operating</u> from -20°C à +85°C
Pressure	< 116 mbar	
Max. relative humidity	90 % without condensation	

GENERAL

Air cooling	1 fan. Air out of rear side Max dissipation : 160 W
Size (overall)	3U Height: 128 mm - Depth: 350 mm; Width: 440 mm
Weight	Approx. 7.5 kg

¹(half power selector switch on)

32 Chemin du Ségala - Enclos d'Esquerre - 31380 VILLARIES - France

Phone Nb : (+ 33) 5 61 84 36 98 – Fax Nb: (+ 33) 5 61 84 17 91

E-mail: prodera@prodera.com - <http://www.prodera.com>



PRODERA

AMPLIFIER

A 520



The airborne power amplifier A 520 has been particularly designed to drive electrodynamic exciters. The main characteristics are the high output impedance and an output current proportional and in phase with the input voltage.

CHARACTERISTICS

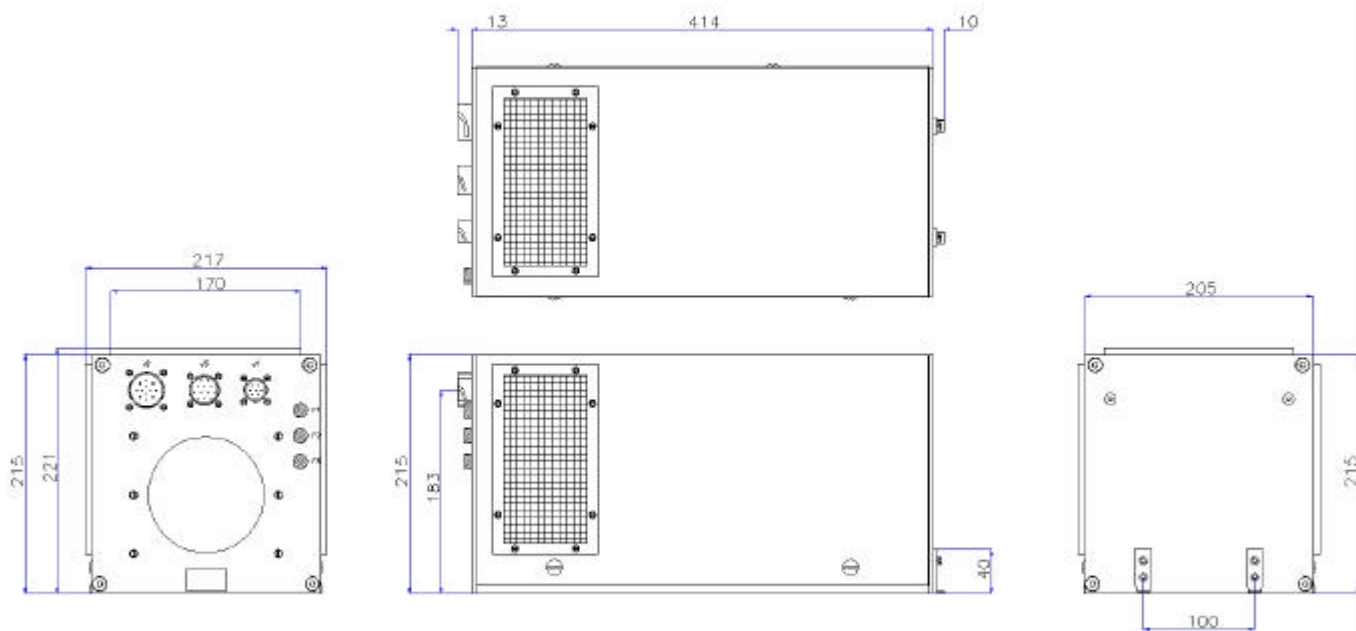
Input voltage	5 V _p single ended or 10V _p differential
Output current	20 Ac
Output power	200 V.A.
Frequency range	DC to 10 kHz
Phase shift between input voltage and output current at 20 Ac on resistive load	1° to 5 kHz 2° to 10 kHz
Distorsion at 20 AC on resistive load	0,5 % DC to 10 kHz
Output impedance	> 1 kΩ
Power requirement	800 V.A.
Three phases, neutral and earth	115 V three phases with neutral 400 Hz
Size	215 x 217 x 427 mm
Mass	20 kg

Enclos d'Esquerre - 31380 VILLARIES - FRANCE
Phone: (+ 33) 5 61 84 36 98 - Fax: (+ 33) 5 61 84 17 91
E-mail: prodera@prodera.com - <http://www.prodera.com>



PRODERA

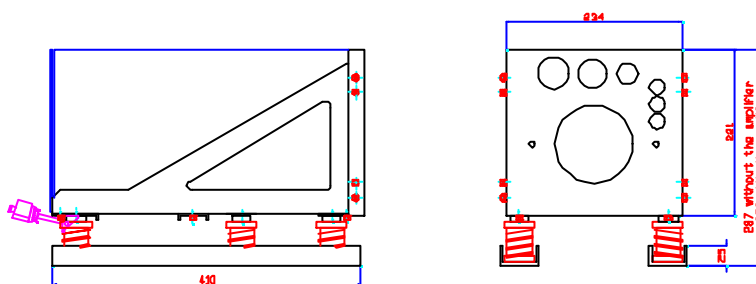

The manufacturer reserves the right to change technical or mechanical specifications of its products at any time.



All dimensions in mm.

OPTIONS :

To isolate the amplifier A 520 from external vibrations, a trunnion is proposed as an option.



Enclos d'Esquerre - 31380 VILLARIES - FRANCE
 Phone: (+ 33) 5 61 84 36 98 - Fax: (+ 33) 5 61 84 17 91
 E-mail: prodera@prodera.com - <http://www.prodera.com>



PRODERA

The manufacturer reserves the right to change technical or mechanical specifications of its products at any time.